


**SYNTHESI**



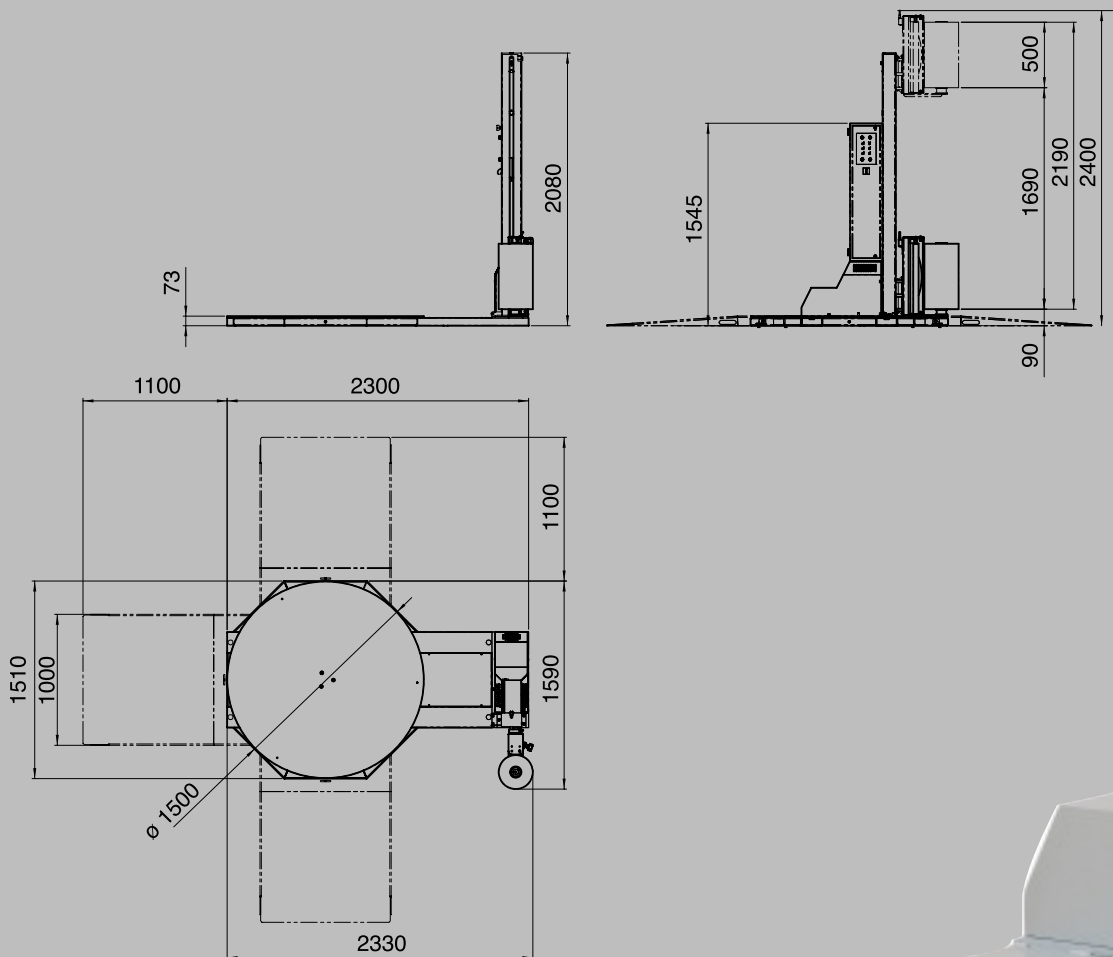

Tecnologia evoluta a servizio dell'uomo



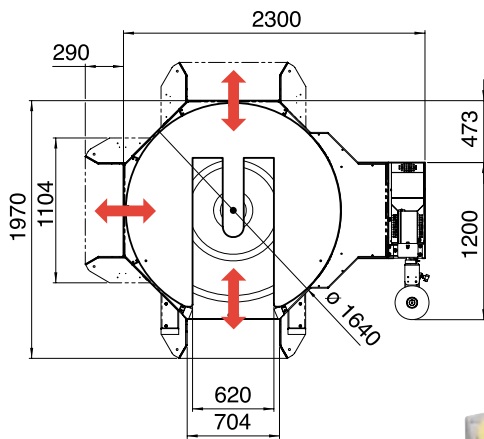
**ATLANTA**  
S T R E T C H






# SYNTHESI

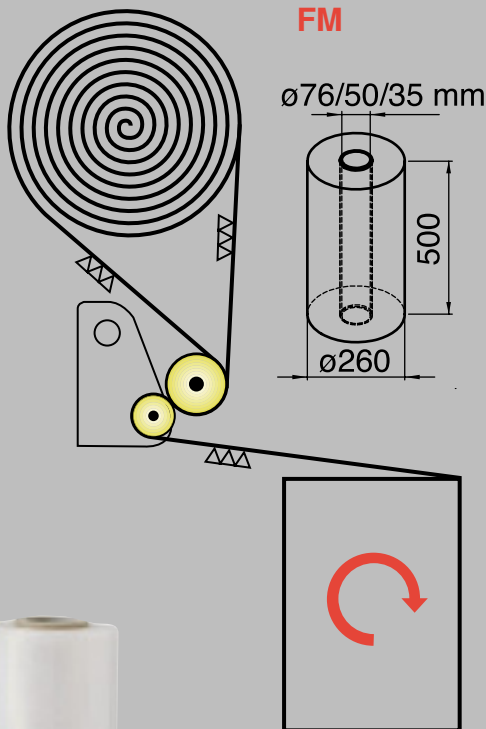

- 🇮🇹 Synthesi si caratterizza per l'utilizzo e l'applicazione del film estensibile già prestirato e per le sue funzioni semplificate.
- 🇩🇪 Synthesi wird durch den Gebrauch von Vorgedehnter Stretchfolien und das Bedienpult mit einfacher Funktionen gekennzeichnet.
- 🇬🇧 Synthesi is characterised by the use and application of already pre-stretch film and its simplified functions.
- 🇪🇸 Synthesi se caracteriza por la utilización y aplicación de film pre-estirado y por su simplificación de funciones.
- 🇫🇷 Synthési se caractérise pour l'utilisation et l'application de film pré-étiré et par ses fonctions simples mais complètes.













# SYNTHESI TP



-  Versione transpallet a 3 vie di carico.
-  Ausführung Transpallet mit 3 ladenmöglichkeiten.
-  Transpallet version with 3 in feed.
-  Versione transpallet 3 posiciones de carga.
-  Versione transpalette 3 voies.



-  Frizione meccanica regolabile manualmente.
-  Mechanical friction manually adjustable.
-  Frein mécanique Réglage manuel.
-  Mechanische Bremse auf Umlenkwalze.
-  Friccion mecanica regulable manuamente.

-  **Parametri facilmente regolabili tramite pannello.**
  - Velocità di rotazione tavola.
  - Salita e discesa carrello.
  - Programmazione separata giri alti e bassi.
  - Fotocellula lettura altezza pallet.
  - Ciclo salita / salita e discesa.
  - Ciclo mettfoglio.
  - Cicli manuali: Rotazione tavola, Salita e discesa carrello portabobina.
-  **Einstellbare Parameter von Bedienungstafel:**
  - Stufenlos regelbare Drehtellergeschwindigkeit.
  - Stufenlos regelbare Hubschlittengeschwindigkeit.
  - Einstellbare Anzahl für Fuß- und Kopfwicklungen.
  - Fotozelle zur selbständigen Höhenabfrage.
  - Kreuzspiral und Spiral.
  - Regendichtprogramm
  - Manueller Zyklusablauf: Drehtellerdrehung, Hubschlitten Auf- und Abwärts.
-  **Parameters easily adjustable from the panel.**
  - Table rotation speed.
  - Carriage ascent and descent.
  - Separate programming for high and low rpm.
  - Pallet height photoelectric cell reading.
  - Ascent / Ascent and Descent cycle.
  - Sheet placement cycle.
  - Manual cycles: Table rotation, Roll carriage ascent and descent.
-  **Parámetros fácilmente regulables mediante panel.**
  - Velocidad de rotacion mesa.
  - Subida y bajada carro.
  - Programacion separada de vueltas altas y baja.
  - Fotocelula lectura altura palet.
  - Ciclo subida / subida y bajada.
  - Ciclo metefolio.
  - Ciclos manuales: Rotacion mesa, Subida y bajada carro porta bobina.
-  **Paramètres ajustables au pupitre**
  - Vitesse de rotation de la table
  - Vitesse de déplacement du chariot
  - Tours droits haut et bas séparés
  - Débordement supérieur du film
  - Cycle montée et descente
  - Cycle montée et descente seule
  - Cycle dépose de coiffe
  - Cycles manuels: Rotation table, Montée/arrêt du chariot, Descente /arrêt du chariot.

**Dati Tecnici****SYNTHESE****SYNTHESE TP**

|  |                          |                          |
|--|--------------------------|--------------------------|
| Potenza totale installata              | 0.85 Kw                  | 0.85 Kw                  |
| Tensione alimentazione standard        | 230V monofase - 50/60 Hz | 230V monofase - 50/60 Hz |
| Protezione impianto elettrico e motori | IP 54                    | IP 54                    |
| Dimensione max pallet                  | 800 x 1200 mm            | 1000 x 1200 mm           |
| Altezza std pallet                     | 2100 mm                  | 2100 mm                  |
| Portata max                            | 1500 Kg                  | 1200 Kg                  |
| Diametro tavola                        | 1500 mm                  | 1640 mm                  |

**Technical Characteristics****SYNTHESE****SYNTHESE TP**

|   |                            |                            |
|---|----------------------------|----------------------------|
| Total installed power                   | 0.85 Kw                    | 0.85 Kw                    |
| Standard input voltage                  | 230V mono-phase - 50/60 Hz | 230V mono-phase - 50/60 Hz |
| Electrical system and motors protection | IP 54                      | IP 54                      |
| Max pallet dimensions                   | 800 x 1200 mm              | 1000 x 1200 mm             |
| Standard pallet height                  | 2100 mm                    | 2100 mm                    |
| Max capacity                            | 1500 Kg                    | 1200 Kg                    |
| Table diameter                          | 1500 mm                    | 1640 mm                    |

**Données Techniques****SYNTHESE****SYNTHESE TP**

|   |                            |                            |
|---|----------------------------|----------------------------|
| Puissance totale installée                    | 0.85 Kw                    | 0.85 Kw                    |
| Tension alimentation standard                 | 230V mono-phase - 50/60 Hz | 230V mono-phase - 50/60 Hz |
| Protection installation électrique et moteurs | IP 54                      | IP 54                      |
| Dimensions maximum palette                    | 800 x 1200 mm              | 1000 x 1200 mm             |
| Hauteur standard palette                      | 2100 mm                    | 2100 mm                    |
| Portée maximum                                | 1500 Kg                    | 1200 Kg                    |
| Diamètre de la table                          | 1500 mm                    | 1640 mm                    |

**Technische Daten****SYNTHESE****SYNTHESE TP**

|                                    |                            |                            |
|------------------------------------|----------------------------|----------------------------|
| Gesamte Leistung                   | 0.85 Kw                    | 0.85 Kw                    |
| Anschluss-Spannung                 | 230V mono-phase - 50/60 Hz | 230V mono-phase - 50/60 Hz |
| Elektroanlage und Motore Schutzart | IP 54                      | IP 54                      |
| Max. Palettenabmessung             | 800 x 1200 mm              | 1000 x 1200 mm             |
| Max. Standard Wickelhöhe           | 2100 mm                    | 2100 mm                    |
| Max. Ladungsgewicht                | 1500 Kg                    | 1200 Kg                    |
| Drehteller Durchmesser             | 1500 mm                    | 1640 mm                    |

**Datos Técnicos****SYNTHESE****SYNTHESE TP**

|  |                            |                            |
|--|----------------------------|----------------------------|
| Potencia total instalada               | 0.85 Kw                    | 0.85 Kw                    |
| Tension de alimentacion estandar       | 230V mono-phase - 50/60 Hz | 230V mono-phase - 50/60 Hz |
| Proteccion montaje electrico y motores | IP 54                      | IP 54                      |
| Dimension max palet                    | 800 x 1200 mm              | 1000 x 1200 mm             |
| Altura estandar palet                  | 2100 mm                    | 2100 mm                    |
| Peso max                               | 1500 Kg                    | 1200 Kg                    |
| Diametro mesa                          | 1500 mm                    | 1640 mm                    |

**SFERA****MYTHO****MYTHO-A****OMEGA****REVOLUTION**

**ATLANTA**  
S T R E T C H

ATLANTA STRETCH S.p.A  
Via Chiesa di Camerano, Sn  
47828 Poggio Berni (Rimini)  
ITALIA

Tel. +39 0541 627145  
Fax +39 0541 627220  
www.atlantastretch.com  
info@atlantastretch.com